


SHALINITAI MEGHE HOSPITAL AND RESEARCH CENTER					
WEIGHT OF BIO MEDICAL WASTE KG/GM					
DATE	YELLOW	RED	BLUE	WHITE	TOTAL
01-03-2026	95.94	62.223	14.565	1.26	173.988
02-03-2026	86.926	50.597	14.885	1.39	153.798
03-03-2026	88.305	65.304	21.61	1.205	176.424
04-03-2026	66.055	49.676	19.287	4.268	139.286
05-03-2026	58.33	51.817	15.609	0.635	126.391
06-03-2026	87.32	59.658	14.315	1.775	163.068
07-03-2026	97.954	63.717	21.526	1.165	184.362
08-03-2026	75.301	58.724	15.845	1.671	151.541
09-03-2026	73.07	52.14	17.446	0.525	143.181
10-03-2026	79.864	50.255	15.581	0.81	146.51
11-03-2026	49.991	26.74	18.006	0.974	95.711
12-03-2026	54.745	41.427	17.44	1.29	114.902
13-03-2026	81.058	64.935	14.11	1.25	161.353
14-03-2026	70.981	63.205	18.535	1.75	154.471
15-03-2026	98.284	56.211	16.465	2.675	173.635
16-03-2026	71.267	66.523	13.857	2.535	154.182
17-03-2026	71.046	57.663	12.403	1.484	142.596
18-03-2026	58.185	34.664	21.606	3.615	118.07
19-03-2026	79.091	43.21	7.645	1.09	131.036
20-03-2026	70.108	53.993	12.282	0.88	137.263
21-03-2026	80.755	55.72	16.415	1.405	154.295
22-03-2026	96.782	63.341	22.69	0.99	183.803
23-03-2026	67.076	57.383	17.27	0.815	142.544
24-03-2026	74.597	63.797	12.949	0.665	152.008
25-03-2026	49.336	45.91	19.242	3.42	117.908
26-03-2026	49.128	42.337	19.415	0.135	111.015
27-03-2026	75.152	37.192	14.696	1.255	128.295
28-03-2026	66.042	47.297	14.954	0.935	129.228
29-03-2026	59.614	42.153	18.7	3.373	123.84
30-03-2026	53.725	35.29	7.246	4.69	100.951
31-03-2026	85.974	36.147	7.674	0.745	130.54
TOTAL	2272.002	1599.249	494.269	50.675	4416.195


MEDICAL SUPRETENDENT

SHALINITAI MEGHE HOSPITAL AND RESEARCH CENTER


WANADONGARI, HINGNA.

Medical Superitendent

Shalinitai Meghe Hospital
& Research Center

Wanadongri, Nagpur-441110

SHALINITAI MEGHE HOSPITAL AND RESEARCH CENTER					
WEIGHT OF BIO MEDICAL WASTE KG/GM					
DATE	YELLOW	RED	BLUE	WHITE	TOTAL
01-02-2026	70.525	44.508	25.027	5.104	145.164
02-02-2026	61.788	42.791	11.349	1.805	117.733
03-02-2026	85.166	61.46	14.752	1.27	162.648
04-02-2026	84.219	54.067	15.725	0.14	154.151
05-02-2026	84.765	54.203	15.965	0.62	155.553
06-02-2026	87.565	65.984	19.011	1.31	173.87
07-02-2026	75.865	58.194	13.904	1.27	149.233
08-02-2026	45.497	30.997	13.024	5.318	94.836
09-02-2026	36.134	36.424	7.416	1.66	81.634
10-02-2026	66.879	59.164	12.522	0.43	138.995
11-02-2026	91.212	49.745	19.148	0.13	160.235
12-02-2026	77.393	55.177	15.053	2.49	150.113
13-02-2026	74.962	45.708	10.747	1.01	132.427
14-02-2026	84.026	57.145	7.848	0.57	149.589
15-02-2026	56.572	35.686	17.96	4.638	114.856
16-02-2026	60.749	37.413	11.535	0.915	110.612
17-02-2026	82.435	48.79	11.703	0.675	143.603
18-02-2026	74.08	61.237	15.166	1.25	151.733
19-02-2026	63.143	35.492	15.543	0.265	114.443
20-02-2026	102.277	42.555	9.874	1.09	155.796
21-02-2026	46.209	34.543	12.589	1.03	94.371
22-02-2026	76.465	39.806	20.696	8.005	144.972
23-02-2026	65.578	40.829	11.008	2.045	119.46
24-02-2026	96.309	46.993	14.736	1.27	159.308
25-02-2026	74.603	50.531	12.16	1.13	138.424
26-02-2026	86.285	53.279	9.529	1.983	151.076
27-02-2026	78.554	55.846	14.311	1.685	150.396
28-02-2026	88.525	49.387	14.766	0.985	153.663
TOTAL	2077.78	1347.954	393.067	50.093	3868.894




MEDICAL SUPRENTENDENT

SHALINITAI MEGHE HOSPITAL AND RESEARCH CENTER

WANADONGARI, HINGNA.

Medical Superintendent
Shalinitai Meghe Hospital and Research Center

SHALINITAI MEGHE HOSPITAL AND RESEARCH CENTER					
WEIGHT OF BIO MEDICAL WASTE KG/GM					
DATE	YELLOW	RED	BLUE	WHITE	TOTAL
01-01-2026	94.94	62.223	14.565	1.26	172.988
02-01-2026	86.926	50.597	14.885	1.39	153.798
03-01-2026	88.305	65.304	21.61	1.205	176.424
04-01-2026	66.055	49.676	19.287	4.268	139.286
05-01-2026	58.33	51.817	15.609	0.635	126.391
06-01-2026	87.32	59.658	14.315	1.775	163.068
07-01-2026	97.754	63.717	21.526	1.165	184.162
08-01-2026	75.301	78.724	15.845	1.671	171.541
09-01-2026	73.07	52.14	17.646	0.525	143.381
10-01-2026	79.864	50.255	15.581	0.81	146.51
11-01-2026	49.991	26.74	18.006	0.974	95.711
12-01-2026	54.745	41.427	17.44	1.29	114.902
13-01-2026	81.058	64.935	14.11	1.25	161.353
14-01-2026	70.981	63.205	18.535	1.75	154.471
15-01-2026	98.284	56.211	16.465	2.675	173.635
16-01-2026	71.267	66.523	13.857	2.535	154.182
17-01-2026	71.046	57.663	12.403	1.484	142.596
18-01-2026	58.185	34.664	21.606	3.615	118.07
19-01-2026	79.019	43.21	7.645	1.09	130.964
20-01-2026	70.108	53.993	12.282	0.88	137.263
21-01-2026	80.755	55.72	16.415	1.405	154.295
22-01-2026	96.782	63.341	22.69	0.99	183.803
23-01-2026	67.076	57.383	17.27	0.815	142.544
24-01-2026	74.597	63.797	12.949	0.665	152.008
25-01-2026	49.336	45.91	19.242	3.42	117.908
26-01-2026	49.128	42.337	19.415	0.135	111.015
27-01-2026	75.959	45.747	15.603	2.468	139.777
28-01-2026	95.199	52.821	16.758	1.925	166.703
29-01-2026	77.884	59.627	18.095	0.88	156.486
30-01-2026	91.064	52.708	19.909	0.82	164.501
31-01-2026	74.339	52.999	13.226	3.06	143.624
TOTAL	2344.668	1685.072	514.79	48.83	4593.36


 MEDICAL SUPRENTENDENT

SHALINITAI MEGHE HOSPITAL AND RESEARCH CENTER

WANADONGARI, HINGNA.