


SHALINITAI MEGHE HOSPITAL AND RESEARCH CENTER					
WEIGHT OF BIOMEDICAL WASTE KG/GM					
DATE	YeLLOW	RED	BLUE	WHITE	TOTAL
	(kg)	(kg)	(kg)	(gm/kg)	(kg)
01-Jun-22	35.98	29.53	22.14	0.930	88.58
02-Jun-22	48.12	39.24	29.43	0.380	117.72
03-Jun-22	55.20	44.46	33.35	0.350	133.38
04-Jun-22	37.42	31.08	23.31	1.430	93.24
05-Jun-22	35.76	28.73	21.55	0.150	86.18
06-Jun-22	39.71	32.09	24.07	0.410	96.28
07-Jun-22	39.74	32.04	24.03	0.310	96.12
08-Jun-22	25.90	21.15	15.87	0.540	63.46
09-Jun-22	40.79	32.96	24.72	0.410	98.88
10-Jun-22	28.01	23.05	17.29	0.810	69.16
11-Jun-22	32.66	26.45	19.83	0.400	79.34
12-Jun-22	20.25	16.36	12.27	0.200	49.08
13-Jun-22	43.80	35.30	26.48	0.330	105.90
14-Jun-22	29.64	23.99	18.00	0.350	71.98
15-Jun-22	50.82	41.86	31.40	1.510	125.58
16-Jun-22	35.24	28.61	21.46	0.520	85.83
17-Jun-22	44.57	36.08	27.06	0.540	108.25
18-Jun-22	27.82	23.37	17.53	1.390	70.11
19-Jun-22	27.25	21.91	16.43	0.140	65.74
20-Jun-22	35.27	28.41	21.30	0.240	85.22
21-Jun-22	34.13	27.46	20.59	0.190	82.37
22-Jun-22	36.25	29.30	21.98	0.380	87.90
23-Jun-22	36.01	30.07	22.55	1.580	90.21
24-Jun-22	42.20	34.07	25.55	0.380	102.20
25-Jun-22	42.04	33.93	25.45	0.370	101.79
26-Jun-22	32.33	26.45	19.84	0.730	79.35
27-Jun-22	36.26	29.30	21.97	0.360	87.89
28-Jun-22	34.31	27.90	20.93	0.570	83.70
29-Jun-22	44.25	35.60	26.70	0.250	106.80
30-Jun-22	62.21	50.67	38.00	1.120	152.00
TOTAL	1133.91	921.41	691.06	17.27	2764.23


MEDICAL SUPRENTENDENT

SHALINITAI MEGHE HOSPITAL AND RESEARCH CENTER
Medical Superintendent
Shalinitai Meghe Hospital
And Research Center,
Manadongri, Nagpur - 441116

SHALINITAI MEGHE HOSPITAL AND RESEARCH CENTER					
WEIGHT OF BIOMEDICAL WASTE KG/GM					
DATE	YELLOW (kg)	RED (kg)	BLUE (kg)	WHITE (gm/kg)	TOTAL (kg)
01-May-22	32.66	26.33	19.75	0.250	79.00
02-May-22	38.00	30.60	22.95	0.360	91.80
03-May-22	31.66	25.62	19.21	0.240	76.85
04-May-22	41.27	33.32	24.99	0.380	99.96
05-May-22	38.77	31.38	23.53	0.450	94.13
06-May-22	33.20	26.87	20.15	0.385	80.60
07-May-22	40.77	32.86	24.65	0.310	98.58
08-May-22	36.43	29.36	22.02	0.265	88.07
09-May-22	48.37	39.01	29.26	0.400	117.04
10-May-22	41.30	33.25	24.94	0.265	99.75
11-May-22	33.78	27.18	20.39	0.200	81.54
12-May-22	42.20	34.00	25.50	0.300	101.99
13-May-22	45.25	36.48	27.36	0.350	109.44
14-May-22	43.85	35.25	26.44	0.210	105.74
15-May-22	35.94	28.88	21.66	0.150	86.63
16-May-22	23.63	19.03	14.27	0.160	57.09
17-May-22	40.73	32.68	24.51	0.120	98.04
18-May-22	40.81	32.76	24.57	0.140	98.28
19-May-22	36.54	29.39	22.04	0.190	88.16
20-May-22	40.92	32.86	24.65	0.160	98.58
21-May-22	47.69	38.34	28.75	0.230	115.01
22-May-22	26.89	21.59	16.20	0.100	64.78
23-May-22	48.70	39.12	29.34	0.200	117.36
24-May-22	49.88	40.07	30.05	0.210	120.20
25-May-22	36.56	29.41	22.06	0.200	88.23
26-May-22	28.58	23.00	17.25	0.170	69.00
27-May-22	31.73	25.51	19.14	0.165	76.54
28-May-22	46.71	37.51	28.13	0.180	112.53
29-May-22	33.68	27.12	20.34	0.210	81.35
30-May-22	28.45	23.00	17.25	0.300	69.00
31-May-22	21.31	17.22	12.92	0.220	51.66
TOTAL	1166.23	938.97	704.23	7.47	2816.91

MEDICAL SUPRENTENDENT

SHALINITAI MEGHE HOSPITAL AND RESEARCH CENTER


Medical Superintendent
Shalinitai Meghe Hospital
and Research Centre
Wanadongri, Nagpur - 441110

SHALINITAI MEGHE HOSPITAL AND RESEARCH CENTER					
WEIGHT OF BIOMEDICAL WASTE KG/GM					
DATE	YeLLOW	RED	BLUE	WHITE	TOTAL
	(kg)	(kg)	(kg)	(gm/kg)	(kg)
01-Apr-22	46.48	37.33	28.00	0.190	112.00
02-Apr-22	27.96	22.53	16.90	0.210	67.60
03-Apr-22	16.64	13.53	10.15	0.275	40.60
04-Apr-22	20.69	16.80	12.60	0.311	50.40
05-Apr-22	28.74	23.08	17.31	0.110	69.23
06-Apr-22	23.97	19.42	14.57	0.312	58.27
07-Apr-22	33.50	27.03	20.27	0.290	81.09
08-Apr-22	39.06	31.50	23.63	0.320	94.50
09-Apr-22	29.08	23.42	17.56	0.187	70.25
10-Apr-22	25.25	20.42	15.31	0.275	61.25
11-Apr-22	21.76	17.58	13.18	0.215	52.74
12-Apr-22	37.69	30.27	22.70	0.150	90.81
13-Apr-22	40.35	32.45	24.33	0.210	97.34
14-Apr-22	30.74	24.75	18.56	0.195	74.24
15-Apr-22	37.64	30.27	22.71	0.200	90.82
16-Apr-22	35.84	28.80	21.60	0.160	86.40
17-Apr-22	22.67	18.37	13.78	0.290	55.10
18-Apr-22	25.87	20.85	15.64	0.190	62.54
19-Apr-22	36.61	29.45	22.09	0.205	88.35
20-Apr-22	25.24	20.36	15.27	0.211	61.09
21-Apr-22	52.65	42.36	31.77	0.301	127.08
22-Apr-22	57.13	45.99	34.49	0.360	137.97
23-Apr-22	40.87	32.82	24.61	0.150	98.45
24-Apr-22	26.57	21.40	16.05	0.185	64.20
25-Apr-22	28.48	22.93	17.20	0.190	68.80
26-Apr-22	41.52	33.38	25.03	0.205	100.13
27-Apr-22	36.47	29.33	21.99	0.190	87.98
28-Apr-22	29.68	23.84	17.88	0.120	71.53
29-Apr-22	32.74	26.31	19.73	0.150	78.93
30-Apr-22	45.62	36.66	27.49	0.201	109.97
TOTAL	997.46	803.21	602.41	6.56	2409.63

MEDICAL SUPRETENDENT

SHALINITAI MEGHE HOSPITAL AND RESEARCH CENTER
 Medical Superintendent
 Shalinitai Meghe Hospital
 And Research Center
 Wanadongri, Nagpur-441110

SHALINITAI MEGHE HOSPITAL AND RESEARCH CENTER					
WEIGHT OF BIOMEDICAL WASTE KG/GM					
DATE	YeLLOW	RED	BLUE	WHITE	TOTAL
	(kg)	(kg)	(kg)	(gm/kg)	(kg)
01-Mar-22	27.19	21.84	16.38	0.110	65.52
02-Mar-22	18.68	15.11	11.33	0.201	45.32
03-Mar-22	28.72	23.25	17.44	0.340	69.75
04-Mar-22	26.08	21.07	15.80	0.260	63.21
05-Mar-22	30.87	24.84	18.63	0.180	74.53
06-Mar-22	19.34	15.55	11.66	0.100	46.65
07-Mar-22	28.03	22.59	16.94	0.201	67.76
08-Mar-22	16.03	13.07	9.80	0.300	39.20
09-Mar-22	28.82	23.34	17.51	0.360	70.03
10-Mar-22	17.15	13.95	10.46	0.285	41.84
11-Mar-22	31.32	25.37	19.03	0.395	76.11
12-Mar-22	29.11	23.52	17.64	0.290	70.56
13-Mar-22	34.73	28.00	21.00	0.276	84.01
14-Mar-22	22.92	18.56	13.92	0.282	55.68
15-Mar-22	17.57	14.30	10.73	0.310	42.90
16-Mar-22	35.56	28.76	21.57	0.400	86.29
17-Mar-22	23.60	19.14	14.35	0.321	57.41
18-Mar-22	27.52	22.19	16.64	0.210	66.56
19-Mar-22	27.16	21.93	16.45	0.254	65.79
20-Mar-22	28.19	22.78	17.08	0.278	68.33
21-Mar-22	27.69	22.27	16.70	0.150	66.81
22-Mar-22	34.25	27.55	20.66	0.185	82.65
23-Mar-22	40.22	32.33	24.25	0.190	96.99
24-Mar-22	25.18	20.38	15.29	0.300	61.15
25-Mar-22	24.53	19.76	14.82	0.175	59.28
26-Mar-22	35.23	28.42	21.31	0.290	85.25
27-Mar-22	17.40	14.16	10.62	0.300	42.48
28-Mar-22	25.31	20.50	15.38	0.315	61.50
29-Mar-22	35.98	29.01	21.76	0.285	87.04
30-Mar-22	17.92	14.60	10.95	0.330	43.80
31-Mar-22	37.89	30.55	22.91	0.290	91.64
TOTAL	840.19	678.68	509.01	8.16	2036.04



MEDICAL SUPRENTENDENT

SHALINITAI MEGHE HOSPITAL AND RESEARCH CENTER

Medical Superintendent
Shalinitai Meghe Hospital
And Research Center
Wanadongri, Nagpur-441110

X


SHALINITAI MEGHE HOSPITAL AND RESEARCH CENTER					
WEIGHT OF BIOMEDICAL WASTE KG/GM					
DATE	YeLLOW	RED	BLUE	WHITE	TOTAL
	(kg)	(kg)	(kg)	(gm/kg)	(kg)
01-Feb-22	19.71	15.89	11.92	0.150	47.67
02-Feb-22	22.33	18.02	13.51	0.190	54.05
03-Feb-22	33.04	26.60	19.95	0.215	79.80
04-Feb-22	35.19	28.29	21.22	0.175	84.86
05-Feb-22	26.90	21.75	16.31	0.290	65.25
06-Feb-22	23.22	18.82	14.11	0.300	56.45
07-Feb-22	32.49	26.24	19.68	0.315	78.72
08-Feb-22	36.25	29.23	21.92	0.285	87.69
09-Feb-22	21.63	17.57	13.18	0.330	52.71
10-Feb-22	27.76	22.44	16.83	0.290	67.32
11-Feb-22	38.48	31.28	23.46	0.620	93.84
12-Feb-22	26.22	21.23	15.93	0.320	63.70
13-Feb-22	15.67	12.86	9.64	0.400	38.57
14-Feb-22	29.27	23.87	17.90	0.570	71.61
15-Feb-22	17.31	14.04	10.53	0.240	42.12
16-Feb-22	24.38	19.75	14.81	0.310	59.25
17-Feb-22	29.63	24.00	18.00	0.370	72.00
18-Feb-22	13.82	11.30	8.48	0.310	33.90
19-Feb-22	21.94	17.88	13.41	0.410	53.65
20-Feb-22	15.46	12.56	9.42	0.240	37.68
21-Feb-22	23.43	19.06	14.30	0.400	57.19
22-Feb-22	23.06	18.62	13.97	0.220	55.86
23-Feb-22	26.46	21.47	16.10	0.370	64.40
24-Feb-22	30.76	25.01	18.76	0.510	75.04
25-Feb-22	33.29	27.00	20.25	0.460	81.00
26-Feb-22	27.39	22.23	16.67	0.400	66.69
27-Feb-22	25.85	20.92	15.69	0.300	62.76
28-Feb-22	28.47	23.17	17.37	0.490	69.50
TOTAL	729.38	591.09	443.32	9.48	1773.27


MEDICAL SUPRENTENDENT

SHALINITAI MEGHE HOSPITAL AND RESEARCH CENTER

Medical Superintendent
Shalinitai Meghe Hospital
and Research Centre
Wanadongri, Nagpur - 441110

SHALINITAI MEGHE HOSPITAL AND RESEARCH CENTER					
WEIGHT OF BIOMEDICAL WASTE KG/GM					
DATE	YeLLOW	RED	BLUE	WHITE	TOTAL
	(kg)	(kg)	(kg)	(gm/kg)	
01-Jan-22	34.60	28.25	21.19	0.712	84.75
02-Jan-22	21.84	17.79	13.35	0.400	53.38
03-Jan-22	32.96	26.57	19.93	0.250	79.70
04-Jan-22	25.18	20.38	15.29	0.300	61.15
05-Jan-22	38.96	31.46	23.60	0.367	94.38
06-Jan-22	31.50	25.53	19.15	0.412	76.59
07-Jan-22	40.78	32.85	24.64	0.280	98.55
08-Jan-22	26.93	21.85	16.39	0.380	65.55
09-Jan-22	21.26	17.34	13.00	0.410	52.01
10-Jan-22	30.17	24.50	18.37	0.450	73.49
11-Jan-22	26.55	21.53	16.14	0.360	64.58
12-Jan-22	29.35	23.70	17.78	0.275	71.10
13-Jan-22	33.06	26.76	20.07	0.390	80.29
14-Jan-22	36.48	29.52	22.14	0.415	88.55
15-Jan-22	35.35	28.60	21.45	0.401	85.80
16-Jan-22	25.92	21.05	15.78	0.39	63.14
17-Jan-22	23.60	19.17	14.38	0.365	57.52
18-Jan-22	24.55	19.80	14.85	0.198	59.40
19-Jan-22	29.41	23.70	17.78	0.212	71.10
20-Jan-22	31.48	25.42	19.07	0.300	76.27
21-Jan-22	30.72	24.80	18.60	0.275	74.39
22-Jan-22	26.23	21.27	15.95	0.350	63.80
23-Jan-22	27.48	22.32	16.74	0.420	66.96
24-Jan-22	30.24	24.51	18.38	0.400	73.54
25-Jan-22	35.06	28.47	21.35	0.525	85.41
26-Jan-22	24.44	19.74	14.80	0.230	59.21
27-Jan-22	26.82	21.76	16.32	0.375	65.27
28-Jan-22	30.49	24.70	18.53	0.390	74.10
29-Jan-22	32.19	25.92	19.44	0.210	77.76
30-Jan-22	22.59	18.19	13.64	0.150	54.58
31-Jan-22	21.89	17.67	13.25	0.198	53.00
TOTAL	908.08	735.10	551.32	10.79	2205.29


 MEDICAL SUPERINTENDENT
Medical Superintendent
 SHALINITAI MEGHE HOSPITAL AND RESEARCH CENTER
 Shalinitai Meghe Hospital
 and Research Centre
 Wanadongri, Nagpur - 441110